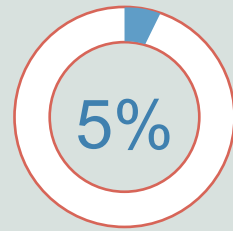


Chinese employers' hiring intentions rebound slightly in 4Q 2016

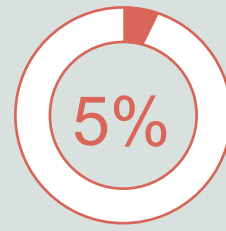
4rd Quarter 2016

4,337

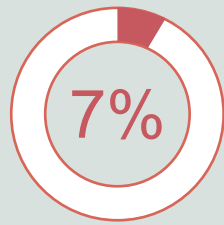
CHINA EMPLOYERS SHARED THEIR HIRING PLANS FOR Q4 2016



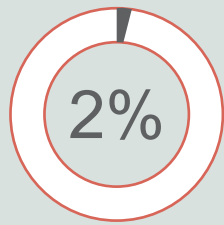
NET EMPLOYMENT OUTLOOK



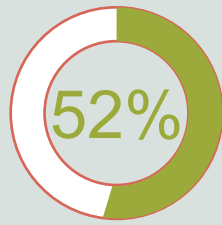
SEASONALLY ADJUSTED



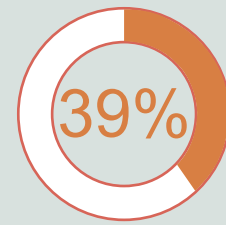
PLAN TO HIRE



EXPECT TO LET STAFF GO



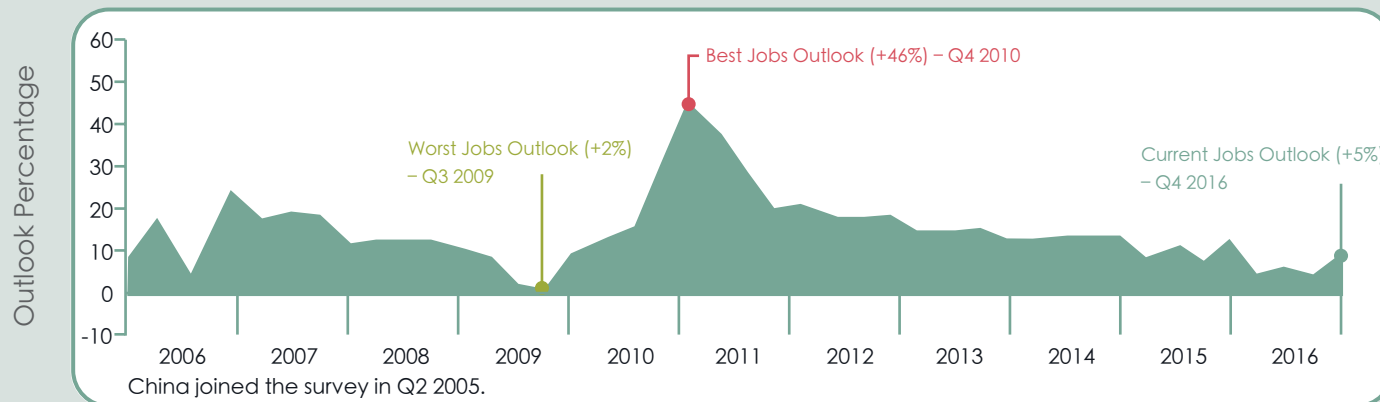
PLAN TO KEEP WORKFORCE LEVELS STEADY



ARE UNSURE ABOUT HIRING PLANS

BEST AND WORST JOBS OUTLOOK NATIONALLY OVER THE PAST 10 YEARS

All data is seasonally adjusted

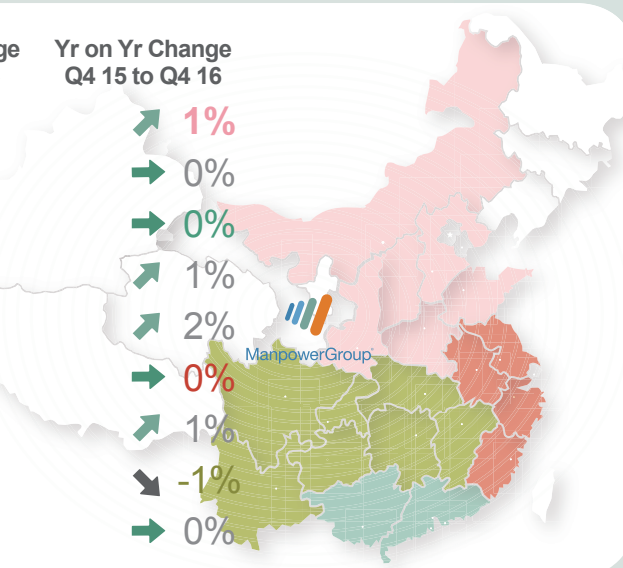


Sector Comparisons

SECTOR(SA)	Qtr on Qtr Change Q3 16 to Q4 16	Yr on Yr Change Q4 15 to Q4 16
Finance, Insurance & Real Estate +5%	↗ 6%	↗ 1%
Manufacturing +4%	↗ 2%	→ 0%
Mining & Construction +4%	↗ 2%	↘ 3%
Services +8%	↗ 4%	↗ 1%
Transportation & Utilities +6%	↗ 3%	↗ 1%
Wholesale & Retail Trade +5%	↗ 3%	→ 0%

Regional Comparisons

Regional(SA)	Qtr on Qtr Change Q3 16 to Q4 16	Yr on Yr Change Q4 15 to Q4 16
NORTH(+7%)	↗ 6%	↗ 1%
BEIJING(+7%)	↗ 6%	→ 0%
SOUTH(+6%)	↗ 4%	→ 0%
GUANGZHOU(+7%)	↗ 3%	↗ 1%
SHENZHEN(+8%)	↗ 6%	↗ 2%
EAST(+4%)	↗ 3%	→ 0%
SHANGHAI(+4%)	↗ 3%	↗ 1%
CENTRAL&WEST(+3%)	↗ 1%	↘ -1%
CHENGDU(+2%)	→ 0%	→ 0%



Organisation-Size Comparisons

